# HOW TO MAKE ME

by This Zine

NOW FILL YOUR ZINE WITH WHATEVER YOU WANT!

zine created by Fi Johnston <3

## TAKE A PIECE OF A4 PAPER

1. Fold short side to short side. Unfold.

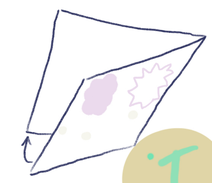

this is sometimes called a hamburger fold

2. Fold long side to long side. Unfold




3. Fold each short side into the middle



You will have 8 open sections

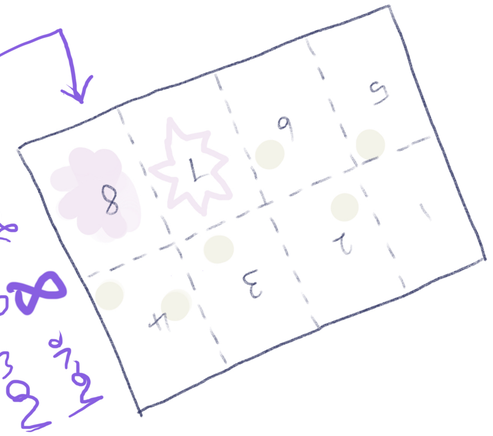


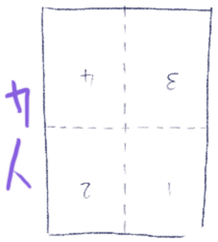


unfold the paper completely

looks like this with a little mouth :)

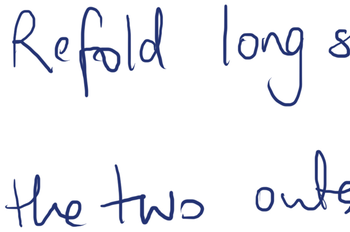

4. fold in half again, short side to short side

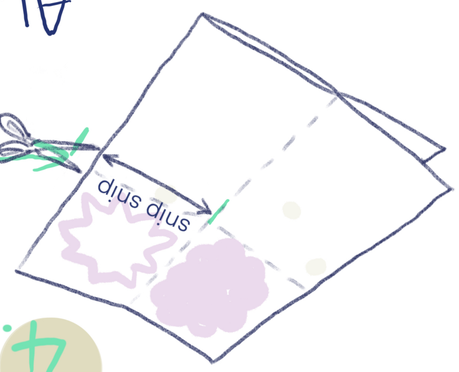


CUT ON THE FOLDED EDGE

(NOT THE OPEN EDGE!)

ALONG THE FOLD LINE TO THE MIDDLE

5. Refold long side to long side

6. Hold the two outside pages and push them to the middle until they make a cross then flatten them!

FOLD OVER SO IT LOOKS LIKE A SMALL BOOK