




The Journeys of Hamish McHaggis

Primary 1 topic Teaching Resources by Emily Hawthorne and Shelly Hutchison
Strathallan Primary School
Primary 1 - Session 2009/2010



During this topic we followed 3 of Hamish's adventures using the following books:

1. Hamish McHaggis and the Edinburgh Adventure (This book was used first as the project started in August during the time of the festival and Edinburgh Tattoo)
2. Hamish McHaggis and the search for the Loch Ness Monster
3. Hamish McHaggis and the Skye Surprise

This topic was taught using a [Storyline Approach](#).

Our school topic was Scottish Journeys and Transport and this linked well to the Hamish McHaggis stories.

This is how we taught the topic.

Step 1: A letter from Hamish – from this the children try to identify who he is and where about he is in Scotland

Activities: Receive letter from Hamish – we decided what we wanted to find out, made a class mind map
Draw a picture of what we think Hamish looks like
Identify that we live in Scotland, that Hamish lives in a different part of Scotland from us (maps)

Step 2: Hamish McHaggis sends another letter and asks children to join his adventure. The children receive the book, Hamish McHaggis and the Edinburgh Adventure. In the letter Hamish says that on his adventure he encounters a problem and how can this be solved.

Activities: Discuss how we can solve Hamish's Problem – make a class mind map
Identify types of transport
Classify types of transport – air, sea or land
Discuss Hamish's transport
Discuss words that are onomatopoeia – make a list of vehicle noises
Draw and label our own Whirrybang – using shapes

Step 3: Hamish McHaggis sends a letter to the children to thank them for their help but now Angus is lost, can they help.

Activities: Listen and respond to a letter – plan what we will do – mind map
Make a poster to help find Angus
Go for a walk to see if we can find any clues to help find Angus
Discuss foods we would take on a journey for a picnic
Visit from the police – discuss what to do if you get lost and how police help us

Step 4: Hamish sends another letter Angus is found – finish book and make Edinburgh wall display with castle and end of festival fireworks.

Activities: Create firework pictures to celebrate the end of the festival

Create Edinburgh wall display

Step 5: Letter and new book - Hamish McHaggis and the search for the Loch Ness Monster. Once again Hamish needs our help as Rupert does not believe in Loch Ness Monster.

Activities: Listen and respond to a letter – plan what we will do – mind map
Locate Loch Ness on map
Draw our own Loch Ness Monsters, label different parts
Loch Ness wall display

Step 6: New letter sent with a suitcase – Hamish needs help to pack his suitcase to go and Visit Loch Ness

Activity: Draw and write what we would take in our suitcases on a trip to Loch Ness

Step 7: New letter - Where is Loch Ness Monster? Hamish has gone to see Nessie but he can't find her. Can we help?

Activities: Discuss where Loch Ness is on map. Think of places she might hide
Discuss reasons why Nessie might hide – explore being shy

Step 8: Hamish visits the visitor centre

Activities: What is a visitor centre? What will we find there? Make a plan of how we can make one.
Make tartan
Make Scottish flags
Make Scottish brooches
Bring in Scottish items for display
Have grand opening of visitor centre

Step 9: P1 receive a postcard from Nessie she has been on holiday

Activities: Write postcard to Nessie telling her about our October holiday

Step 10: Another letter with new book - Hamish McHaggis and the Skye Surprise.

Activities: Where is Africa? What is migration? Where is Skye?
What else flies?
Make helicopters and test them
Discuss the differences between African presents and presents we receive

Step 11: New letter panic Jeanie had dropped all her brother's presents can we help?

Activities: Plan what we can do to help – topic plan
Go for a walk and see if we can find any of the presents
Plan how we will get presents back?
How do you travel to Skye?
Make boats - test if they float or sink
Investigate and draw bridges and make bridges
Plan to have a party in School – make hats, invites, banners

Step 12: Have party to complete project and share learning with parents – all characters attend.

Social Studies

- Road safety talk
- Visit from lollipop man and police
- Visit from child who uses a wheelchair
- Make a visitor centre in role play area
- Record and draw our journeys to school
- Investigate and find out about different places in Scotland
- Find out about how we can travel around Scotland
- Find out about some Scottish celebrations and where they take place
- Use maps, atlas and globes

SOC0-09A
SOC0-20A
SOC0-15A

Science/Technology

- Investigate and create Falkirk Wheel
- Create transport models
- Investigate wheels
- Compare transport types
- Sinking and floating activities
- Make a boat
- Make and test spinning helicopters
- Investigate and make bridges
- Discuss the effects of pollution and how we can travel in ways which are better for the environment

SCN0-041
SCN0-07A
TCH0-14A
TCH0-04B

R.M.E

- Investigate religious journeys - Christian and other world religions

RME0-03A
RME0-06A

HWB0-42A
HWB0-47A

Health

- Find out about ways to keep yourself safe – on the road, from strangers and at night
- Discuss the difficulties a disabled person might have when they travel.

Language

- List different types of transport
- Label different places in Scotland
- Label vehicles
- Write about our own journeys
- Create character profiles
- Write postcards
- Make passports
- Write our own adventures about Hamish and his friends
- Make posters
- Read Hamish McHaggis stories
- Create a class library of topic related books
- Expand literacy through leaflets/brochures/topic vocabulary and environmental literature
- Read Scots' poems/plays and stories involving travelling
- Talk about different ways we travel
- Write letters

LIT0-21B
LIT0-09B/LIT0-31A
LIT0-26A
LIT0-01B/LIT0-11B
LIT0-14A
LIT0-19A
LIT0-01A

The Journeys of Hamish McHaggis Curriculum for Excellence topic plan

Numeracy/Mathematics

- Record ways of travelling to school
- Conduct a traffic survey
- Design a number plate
- Sort and match vehicles
- Explore shapes in vehicles
- Make vehicle pictures using shapes
- Explore positional language
- Learn ordinal numbers

MTH0-16A
MNU0-20A
MNU0-20B
MNU0-02A

Expressive Arts

- Draw/paint different types of transport
- Contribute to Hamish McHaggis wall displays
- Create a Loch Ness Monster
- Use various materials and techniques to create Scottish scenes
- Make tartan, heather, thistles, Scottish jewellery
- Character role play
- Solve problems through role play and drama activities
- Learn Scottish songs
- Learn about Scottish instruments
- Learn Scottish dances
- Travel around the gym in different ways
- Play transport games and tig

EXA0-02A
EXA0-04A
EXA0-14A
EXA0-10A
EXA0-16A