

Name:



Pink!

Discussion points - here are some suggestions of things you may want to talk to your class/ book group about before you move on to the activities for each book

Front cover

What do you notice about the title ?

Rhyme, text different sizes – why is “Pink” so big?

What do you call that punctuation mark and why do you use it?

Look at the penguin – do you think it’s a boy or a girl? Why?

Look at its face – how do you think it’s feeling?

Title Page

Happy or sad penguin? How can you tell?

Page 1/2

Text – Pink is big again

Look at the way the 3 comments near his head are written – why is this? (exclamation/like shouting aloud)

How do you think Patrick’s feeling?

Does mum look worried? Why not?

Page 3/4

Does Dr Black look friendly or scary?

Does anyone recognise the penguin on the front of the medical book? (Penguin books logo)

Look at the text on the right hand page. Why are the words blue, green and pink bigger than the rest of the words in that paragraph?

What’s different about “BOYS CAN’T BE PINK!” and why? (Large type, capitals, he’s shouting)

What do you think Patrick is doing? How can you tell that his flippers are moving?

Page 5/6

What are the main difference between Patrick and his dad? (size, shape, colour, fluffiness)

How do you know that he’s imagining the flamingos and not there with them (bubble effect)

What do you notice about the bottom of this bubble? (wavy to represent the water)

Why do you think flamingos have such long legs and long necks?

Page 7/8

Where does Patrick live? How can you tell?

Look at Patrick. How can you tell that everyone is interested in talking to Patrick?

How do the children’s feet and beaks differ from the adults?

Describe the expression on Patrick’s face as he’s leaving to go to Africa.

Page 9/10

What’s different about the illustration on page 9? Why do you think this is?

(lots of smaller pictures/shows time passing, the events in his journey)

Talk about the different animals/creatures Patrick meets and the expression on his face each time.



What do the flamingos think when they see Patrick for the first time?
The text says that Patrick “waddled up” – how can you tell this from the illustration?

Page 11/12

What happens to Patrick when he tries to eat like the flamingos?
What do the other creatures think about this? (Flamingos look like they're laughing/
smiling, fish on right hand page looks shocked.)

Page 13/14

Poor Patrick! What's happened to him this time?
Why are the flamingos on page 14 different colours?
How do you know that Patrick is far away from them?

Page 15/16

Why does it look like there are lots of Patricks on this page?
Why do you think there's a line of fish under the river? (Show movement, progression)
How can you tell that the water is turning colder? (colours change to blues)
How do you think mum and dad are feeling when they see Patrick?
Is Patrick looking happier now?

Page 17/18

Why does everyone crowd around Patrick on Page 17?
Describe the expression on his classmates' faces on page 18.

Page 19/20

What are the penguins on page 20 doing? How can you tell? Are they having fun?
What do you think the squiggles in the sky are meant to be?

Page 21/22

Look at these penguins. What do the illustrations tell you about how penguins move?
(Awkward/waddle/clumsy)
Compare this Patrick with Patrick when he leaves for Africa – do you see a difference?

Page 23/24

Why do you think the story finishes with Patrick tucked up in bed?
(Associate with comfort, safety, being home, belonging)





Name:

Names

Patrick's Doctor was called Dr Black.

Do you know any other names that are linked with colours?

Perhaps you know a Mr Green(e), a Mrs Brown or a Dr Gray.

Some first names are linked with colours too – Rory (red), Cherry (red), Violet (purple), Hazel (brown)

List as many ideas as you can below:

First (Christian) names

Second (Surnames) Names

Perhaps you can do a poll (Count) of the number of these names that you have in your class or school.

Name	Number



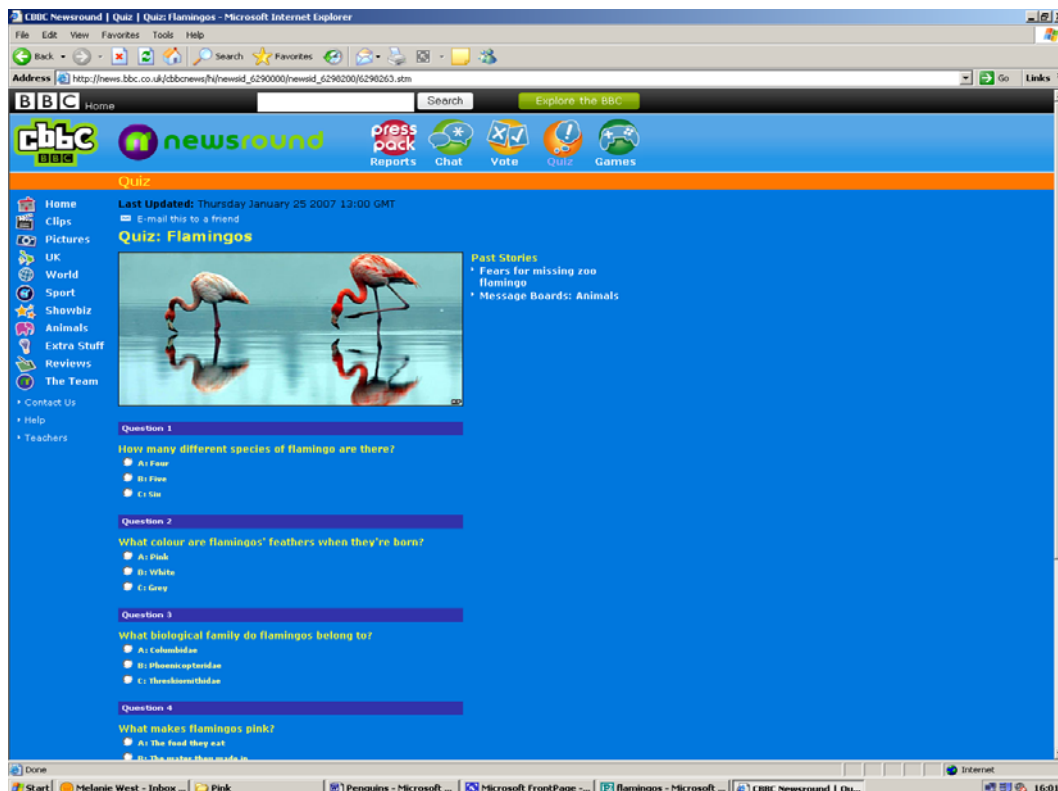


Name:

Flamingos

CBBC Newsround Quiz

Find out as much as you can about Flamingos from websearches (try the Wildfowl and Wetlands Trust at www.wwt.org.uk and Cotswold Wildlife Park at www.cotswoldwildlifepark.co.uk) and books, then try the CBBC Newsround Quiz at http://news.bbc.co.uk/cbbcnews/hi/newsid_6290000/newsid_6298200/6298263.stm



How did you do?

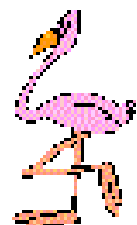
5 stars – albatross, flying high!

4 stars – golden eagle, still looking for prey!

3 stars – barn owl, up too late at night?

2 stars – robin, only around half of the time?

1 star - dodo, wake up!





Name: _____

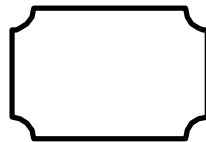
Mixing colours

Patrick woke up pink!

Do you know which two colours you mix together to get pink?

Try out some colour mixing with your paints, then see if you can match up the colours below:

Red and blue make –



Blue and yellow make –



Yellow and red make –



Red and green make –



Red and white make –



Black and white make –





Name: _____

Here is some information about penguins. Can you fill in the gaps using the wordbank below?

Penguins are _____ that live in the southern hemisphere. They are nearly always black and _____.

Although they have wings, they cannot _____. They use their _____ to help them to swim. Penguins are very clumsy on land, but they can _____ very well.

They have very thick _____ and a layer of fat called _____, which helps them to keep warm. They like to eat _____ and other seafood. They have hooks on the end of their _____ to help them catch their dinner!

Penguins are eaten by sealions, whales and sea eagles.

birds	swim	bills
blubber	fish	fly
feathers	white	wings

